

AURA[®]

OWNER'S

MANUAL

FIREBALL-10
FIREBALL-12

SUBWOOFER



The Directive WEEE 2012/19/EU on waste electrical and electronic equipment.

Waste electrical equipment should not be disposed of with your other household waste.
Please recycle it. Please contact your local authority for the required information.



www.aurael.ru



Note: Technical data is subject to change without prior notify

©2020 AURA Electronics Inc. All rights reserved

WARNING!

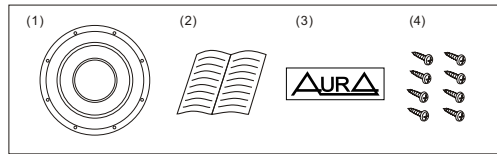
PLEASE READ CAREFULLY BEFORE USING

Thanks for your choosing AURA subwoofer!
 We are sure that you will get the expected level of quality and technical characteristics!
 Please read this manual carefully before installing the subwoofer!

Packaging content

Please check the package contents of the subwoofer and make sure that the package contains:

1. Subwoofer unit
2. User manual, warranty card
3. Window sticker
4. Screws



Package contents are subject to change without notice.

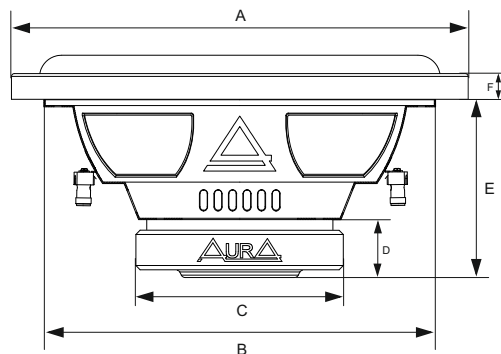
Precautions

This user manual contains important safety advice and information on the correct use of the device. Please follow all instructions in this manual carefully.

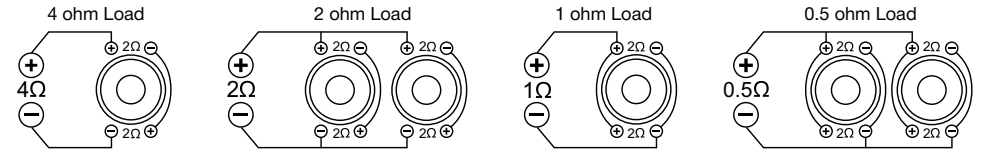
1. While installing the device, avoid places with high temperature, humidity, or dusty places.
2. Make sure that the device and especially its installation accessories are out of the reach of children.
3. Do not drop the device and make sure do not hit it, as this may damage it.
4. The manufacturer will not be held liable for any loss of data caused by device damage, repairs or any other reason.
5. Do not disassemble the device yourself. This may void the warranty.
6. Do not use alcohol, solvents or gasoline for cleaning plastic parts and device. Use only dry soft cloth for cleaning.

Mounting dimensions

	FIREBALL-10	FIREBALL-12
Diameter, A	277	324
Diameter, B	225	278
Diameter, C	147	147
Magnet system height, D	45	45
Mounting depth, E	122	137
Gasket height, F	13	13
Xmax	24	24
Diameter by mounting holes	255	298

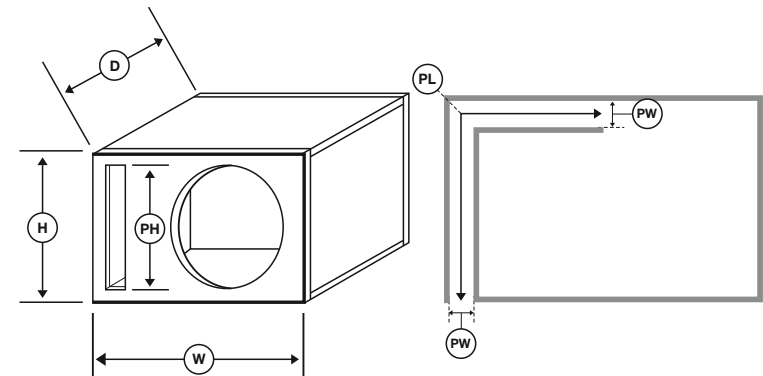


Connecting



Recommended box size bass reflex slot port

Model:	Box volume (liters)	Outer box sizes (Wide x Height x Depth)	Bass reflex slot port inner sizes Port (Wide x Height x Length)
FIREBALL-10	30	450mm x 295mm x 300mm	30mm x 265mm x 250mm
FIREBALL-12	50	520mm x 350mm x 350mm	40mm x 320mm x 280mm



Specifications

	FIREBALL-10	FIREBALL-12
Diameter:	10" (25 cm)	12" (30.5 cm)
Power RMS / MAX:	351 w / 701 w	351 w / 701 w
Frequency response:	30-400 Hz	30-400 Hz
Sensitivity:	86,1 dB	86,1 dB
Impedance:	2x2 Ohm	2x2 Ohm
VC diameter:	2,4" (60 mm)	2,4" (60 mm)
Magnet system weight:	40 Oz (1,1 kg)	40 Oz (1,1 kg)
Resonant frequency (Fo):	36 Hz	35 Hz
Mechanical Q (Qms):	2,790	3,020
Electrical Q (Qes):	0,855	0,864
Total Q (Qts):	0,655	0,671
Compliance volume (Vas):	26,58	47,26
Масса подвижной системы (Mms):	114,5 g	153,5 g
Силовой фактор (BL):	11,25	12,67
Voice coil DC resistance, Ohm (Re):	1,9 + 1,9	1,9 + 1,9
Effective Piston Area (Sd):	346 cm ²	510 cm ²
Mechanical compliance, mkm/H (Cms):	156,08	127,62
Reference efficiency (No):	0,16%	0,25%
Xmax (one way):	24 mm	24 mm

